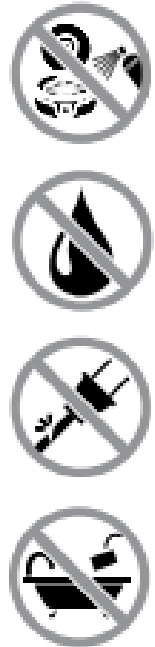




# DryDome.

## Quick Start Guide



EAR TECHNOLOGY CORPORATION  
Helping people hear better, every day.

[www.drydome.com](http://www.drydome.com) | 1.888.327.1299 | + 423.928.9080

## Important Safety Information

This product is for household use. It is not designed to diagnose, prevent, monitor, treat, or alleviate disease. When using electrical products, especially when children are present, basic safety precautions should always be followed, including:

**WARNING**—To reduce the risk of burns, electrocution, fire, or injury to persons:

- Before setting up DryDome® carefully read all the documentation included with the package.
- Use this product only for its intended use as described in this manual.
- To prevent fire or shock hazard, never expose DryDome® to rain or moisture.
- Before using the product, make sure all cables are correctly connected and the power cables are not damaged. If you detect any damage, contact your retailer immediately.
- If the power supply is broken, do not try to fix it by yourself. Contact a qualified technician or your provider for more info.

**DANGER**—To reduce the risk of electrocution

- Do not use while bathing.
- Do not place or store product where it can fall or be pulled into a tub or sink.
- Do not place in or drop into water or other liquid
- Do not reach for this device if it has fallen into water. Unplug immediately.

**OPERATING CONDITIONS**

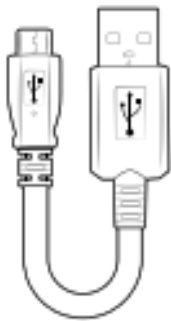
- Do not use outdoors or operate where aerosol (spray) products are being used or where oxygen is being administered.
- The operating temperature of this appliance is 113° (45° C). This appliance will function properly at indoor ambient temperatures from 65° to 86° F (18° to 30° C).

For more information and details regarding troubleshooting matters in North America, call Customer Service at 1-888-327-1299. Outside North America, contact the place of purchase or a service center for evaluation.

---

## Getting Started with DryDome

Congratulations on purchasing the DryDome. Use this booklet to quickly set up and start using your new drying appliance.



Micro USB Cable



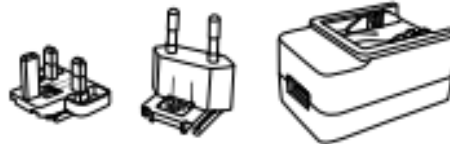
USB Power Supply\*



DryDome®

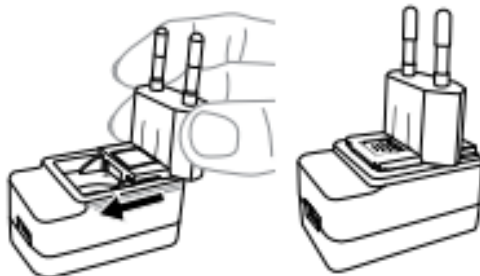
### \*Alternate Power Supply Configuration

Your power supply may have a different plug configuration, as shown at right.



#### Installing plug adapter

Slide plug adapter onto power supply until it snaps into place.



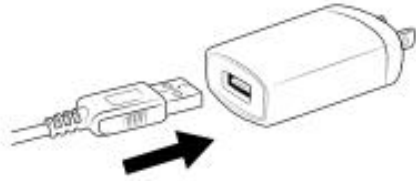
#### Removing plug adapter

Push flange on plug adapter and slide adapter to remove.

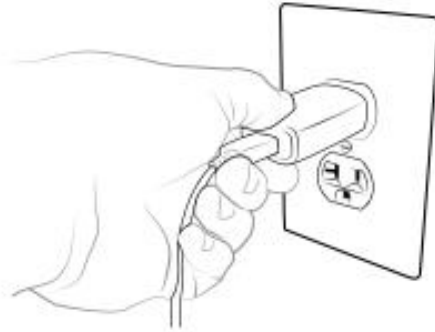


CONTINUED ON BACK

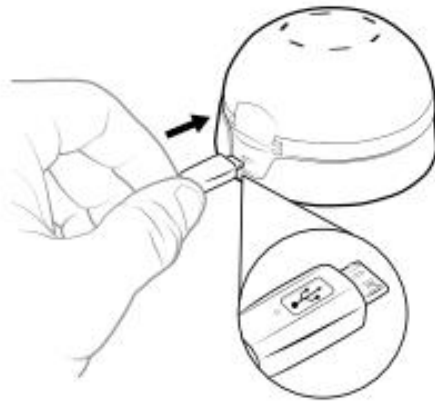
## Setting up DryDome



1. Insert USB cable into power supply



2. Plug USB assembly into outlet



3. Insert Micro USB into DryDome



4. Open lid by lifting on tab

## Using DryDome



For best results, use every night.



5. Place your hearing device in the DryDome tray.

6. Gently rest your thumb on the power button for 2 seconds to begin the 8 hour drying cycle. Repeat to interrupt the cycle.

*A subtle LED indicator glows for the 8-hour cycle, telling you it's working while you sleep. DryDome naturally turns off after 8 hours.*

### Limited Warranty, North America & Europe Union

Ear Technology Corporation warrants this product against any defects that are due to faulty material or workmanship for two (2) years from the date of purchase. A purchase receipt or other proof of date of the original purchase is required for service under this agreement, otherwise the date of manufacture will be used. Ear Technology Corporation will, at its sole discretion, repair or provide a new or refurbished unit. The exchange unit is warranted for the remainder of the original warranty.

This warranty only covers failures due to defects in materials or workmanship which occur during normal use. It does not cover failures which result from accident, misuse, abuse, neglect, mishandling, misapplication, improper cleaning, line power surge or damage that is attributable to acts of God. Warranty is void on any unit that has been modified or tampered with.

LIMITATION: EAR TECHNOLOGY CORPORATION SHALL NOT BE LIABLE FOR INCIDENTAL OR CONSEQUENTIAL DAMAGES RESULTING FROM USE OF THIS PRODUCT, OR ARISING OUT OF ANY BREACH OF THIS WARRANTY. ALL EXPRESS AND IMPLIED WARRANTIES, INCLUDING THE WARRANTIES OF MERCHANTABILITY AND FITNESS FOR A PARTICULAR PURPOSE, ARE LIMITED TO THE APPLICABLE WARRANTY PERIOD SET FORTH ABOVE.

This warranty gives you specific rights, and you may also have other rights which vary by state, country, or zone. The above limitations may or may not apply to you.